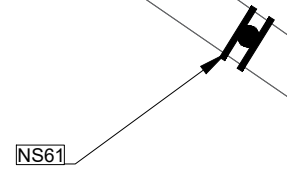

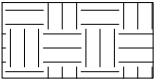
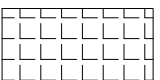


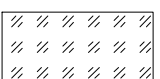
TABLEY LANE

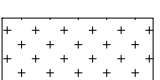



- 

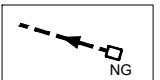
FULL CARRIAGEWAY CONSTRUCTION  
30mm AC10 CLOSE SURFACE 100/150  
70mm AC20 DENSE BINDER 40/60  
70mm AC20 HDM (40/60) BINDER COURSE (AS BASE)  
150mm AC32 HDM (40/60) BASE  
150mm TYPE 1 GRANULAR MATERIAL SUB-BASE  
6/5 CAPPING (IF REQUIRED)
- 

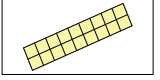
FOOTWAY RESURFACING  
20mm AC6 CLOSE SURFACE COURSE
- 


CARRIAGEWAY RESURFACING  
35mm AC10 CLOSE SURFACE 100/150  
TACK COAT  
COLD PLANE AS REQUIRED
- 


FULL FOOTWAY CONSTRUCTION  
20mm AC6 CLOSE SURFACE COURSE  
60mm AC20 BASE COURSE  
100mm TYPE 1 GRANULAR MATERIAL SUB-BASE  
WEED KILLER
- 


FOOTWAY CONSTRUCTION IN OVERLAY  
20mm AC6 CLOSE SURFACE COURSE  
UP TO 80mm AC20 BINDER IN REGULATING  
BITUMEN EMULSION TACK COAT
- 


BUFF COLOURED HOT POURED THERMOPLASTIC  
BASED SURFACE TREATMENT
- 


NEW GULLY TO DETAIL FL11  
SET 10mm BELOW FGL  
TYPE 5 BED UNDER FOOTWAY AND TYPE 2 UNDER  
CARRIAGEWAY
- 

TACTILE PAVING  
400x400 BUFF COLOURED BLISTER TACTILE PAVING  
SLABS LAID ON BEDDING MORTAR WITH NOMINAL  
JOINTS
- 

GREY COLOURED FEATURES REPRESENT EXISTING  
ALL DETAILS TO BE CONFIRMED ON SITE WITH THE  
DESIGN ENGINEER PRIOR TO CONSTRUCTION AS  
DESIGNS BASED ON OS MAPPED DATA
- 

EXISTING LIGHTING COLUMN
- 

EXISTING GULLY
- 

5 no. GLASDON ADVANCED NEOPOLITAN 150  
OR EQUIVALENT SELF RIGHTING BOLLARD  
WITH 150mm WHITE/RED REFLECTIVE BANDS
- 

MARSHALLS BRIDGEFORD CONCRETE  
BOLLARDS OR EQUIVALENT

P06	27-07-2021	2 No. ADDITIONAL FLAT TOP HUMPS ADDED	AA	
P05	28-04-2021	SITE CONSTRAINT RE-DESIGN	AA	
P04	30-11-2020	OPTION 4- WHITTLE HILL TURNING HEAD RADIUS CHANGED TO 8m	AA	
P03	04-05-2020	OPTION 3- WHITTLE HILL CLOSURE ADD	AA	PF
P02	25-02-2020	OPTION 2 AS PER EM EMAILED PLAN	AA	PF
No.	DATE:	AMENDMENT DETAILS:	DRN BY:	CHK BY:

**REVISIONS**

**Lancashire County Council** Planning & Environment

Infrastructure Delivery Team

PROJECT TITLE: CLM17 WOODPLUMPTON

DRAWING TITLE: GENERAL ARRANGEMENT PLAN SHEET 34

DRAWING No. CLM17-LCC-DR-0100-1034

SCALE @ A3 1:250 PROJECT No. CLM17

DATE: 20/09/2019 DRAWN BY: RT CHECKED BY: PF No. 34 OF 42 REVISION: P0.6